

- [Websites to Bookmark](#)
- [Downloading Software](#)
- [Licensing Support](#)
- [Hardware Asset Management](#)
- [New Virtual Account Request](#)
- [CLC Overview](#)
- [CLC Device Reporting](#)
- [CLC License Reporting](#)
- [CLC Licensing Overusage](#)
- [GEMSS Quick Reference](#)

## Websites to Bookmark

FCN GEMSS: <https://usmc-gemss.com>

- Contains important GEMSS program resources, documents, training links, and user help.

Cisco: <https://cisco.com>

- Used to create a Cisco.com account required to login to Software Central and CLC.

Cisco Software Central: <https://software.cisco.com>

- Provides access for activating and managing your Cisco Smart Licenses.

Cisco Licensing Central (CLC): <https://software.cisco.com/clc>

- CLC Portal provides consolidated view and management of all your assets and entitlements.

# Downloading Software

## Download and manage

### Cisco License Central

A centralized license management platform that offers a comprehensive view of your assets and entitlements.

[Access Cisco License Central >](#)

### Smart Software Manager

Track and manage your licenses. Convert traditional licenses to Smart Licenses.

[Manage licenses >](#)

### Download and Upgrade

Download new software or updates to your current software.

[Access downloads >](#)

To find software for your device, Navigate to [software.cisco.com](https://software.cisco.com) and select "Access Downloads"

### Traditional Licenses

Generate and manage PAK-based and other device licenses, including demo licenses.

[Access LRP >](#)

### Manage Smart Account

Update your profile information and manage users.

[Manage account >](#)

### EA Workspace

Generate and manage licenses purchased through a Cisco Enterprise Agreement.

[Access EA Workspace >](#)

## Software Download

### My Previous Downloads

There are no images downloaded yet!

### Most Popular

AnyConnect Secure Mobility Client v4.x  
Identity Services Engine Software  
FindIT Network Discovery Utility  
Jabber for Windows  
CLI Analyzer  
Secure Firewall Management Center Virtual

Select a Product

🔍 Product Name e.g. 2911

Browse all

Enter a product name or select  
"Browse all"

1. Select a product type

2. Select a device type

3. Select a device

My Previous Downloads

There are no images downloaded yet!

Most Popular

Most Popular for Campus LAN Switches - Access

Catalyst 9300 Switch :Bengaluru-17.6.3 :IOS  
Catalyst 9200-48P Switch :Bengaluru-17.6.3  
Catalyst 2960X-24PS-L Switch :15.2.7E6 :IO  
Catalyst 9300 Switch :Amsterdam-17.3.5 :IO  
Catalyst 2960X-48FPS-L Switch :15.2.7E6 :IO  
Catalyst 2960X-24TS-L Switch :15.2.7E6 :IO

Select a Product

Product Name e.g. 2911

Browse all

Downloads Home / Switches / Campus LAN Switches - Access

IOS and NX-OS Software  
Optical Networking  
Routers  
Security  
Servers - Unified Computing  
Storage Networking  
**Switches**  
Unified Communications  
Universal Gateways and Access Servers  
Video  
Wireless

Campus LAN Switches - Access

Campus LAN Switches - Compact  
Campus LAN Switches - Core and Distribution  
Data Center Switches  
Energy and Asset Management  
Industrial Ethernet Switches  
LAN Network Management  
LAN Software  
LAN Switches - Small Business  
Server Fabric Software  
Service Provider Switches - Acquisition

Catalyst 1000 Series Switches  
Catalyst 2918 Series Switches  
Catalyst 2960 Series Switches  
Catalyst 2960-L Series Switches  
Catalyst 2960-Plus Series Switches  
Catalyst 2960-S Series Switches  
Catalyst 2960-SF Series Switches  
Catalyst 2960-X Series Switches  
Catalyst 2960-XR Series Switches  
Catalyst 3560 Series Switches  
Catalyst 3560-X Series Switches

## Software Download

Breadcrumb trail allows for easy backup to a previous step.

[Downloads Home](#) / [Switches](#) / [Campus LAN Switches - Core and Distribution](#) / [Catalyst 9600 Series Switches](#) / [Catalyst 9606R Switch](#) / [Catalyst 9600 Series 24-Port 40GE/12-Port 100GE line card](#)

Select a Software Type

[IOS XE Software](#)

[IOS XE Software Maintenance Upgrades \(SMU\)](#)


Select your software for download

## Software Download


[Downloads Home](#) / [Switches](#) / [Campus LAN Switches - Core and Distribution](#) / [Catalyst 9600 Series Switches](#) / [Catalyst 9606R Switch](#) / [Catalyst 9600 Series 24-Port 40GE/12-Port 100GE line card](#) / [IOS XE Software- Cupertino-17.8.1\(ED\)](#)


Expand All

Collapse All

Latest Release 


**Cupertino-17.8.1(ED)**

All Release 

17 

### Catalyst 9600 Series 24-Port 40GE/12-Port 100GE line card

Release Cupertino-17.8.1 **ED**

 [My Notifications](#)


Related Links and Documentation

- No related links or documentation -

#### File Information

#### Release Date

#### Size

CAT9300/9400/9500/9600 UNIVERSAL - NO PAYLOAD  
ENCRYPTION  
cat9k\_iosxe\_npe.17.08.01.SPA.bin  
[Advisories](#) 

09-Apr-2022

1168.31 MB



Download the selected software or add to cart for a later time.




# Requesting Licenses

As new orders are placed, and assigned to the correct smart account, they will populate in CLC. If serial numbers are not in CLC, you can email the USMC Licensing mailer and request that they be added.

**Mailer:** [usmclicensing@external.cisco.com](mailto:usmclicensing@external.cisco.com)

To manually request licenses, provide the following:

- Model of Device
- License Type
- Quantity
- Virtual Account

 Send	To	<a href="mailto:USMCLicensing@external.cisco.com">USMCLicensing@external.cisco.com</a>
	Cc	
Subject		USMC License Request
<p>Good morning, Requesting licenses for the below devices.</p> <p>Model Number: C9300 24P License Type: C9300 24P DNA Advantage Quantity: 18 Virtual Account: MCB Camp Lejeune</p>		

# Hardware Asset Management

Move, Add, Change, or Remove Hardware

Hardware Request Spreadsheet  
this document can be found @ [usmc-gemss.com/getting-started](https://usmc-gemss.com/getting-started)

## GEMSS Getting Started

Getting Started	+
Managing Assets	-
<ul style="list-style-type: none"><li>• <a href="#">MACR</a> (Moves, Adds, Changes, and Remove)</li><li>• <a href="#">Hardware Request TEMPLATE</a></li><li>• <a href="#">Adding Serial Numbers to Contract</a></li></ul>	
Data Dictionaries	+



## INTRODUCTION

- Use this spreadsheet when requesting to ADD, RE-ASSIGN, or DECOMMISSION Hardware Equipment in Cisco License Central (CLC)
- Administrators for the Virtual Account/Smart Account can RE-ASSIGN devices directly in the MCE Tool.  
\* Note: Use TRANSFER IN accounts if sending outside current administrator responsibility.
- Your Cisco Hardware Asset Management Team will review and process the request and reach out if there is any questions.

## ADD/RE-ASSIGN/DECOMMISSION HARDWARE DEVICES TO THE USMC GEMSS CLC ACCOUNT

1. Click on the "Hardware Request" tab
2. Fill out all columns (YELLOW HIGHLIGHTED FIELDS ARE REQUIRED)
3. Required information:

- Serial Number
- Instance Number
- Current Virtual Account (Must select from Drop Down List in Column C)
- New Virtual Account (Must select from Drop Down List in Column D)  
\* Note: Use TRANSFER IN accounts if sending outside current administrator responsibility.A11
- Action Type (Must select from Drop Down List: ADD/RE-ASSIGN/DECOMMISSION)
- Notes/Justification for Request

Send email with completed form to Cisco Asset Management Team: [usmcassetmgr@cisco.com](mailto:usmcassetmgr@cisco.com)

### NOTE:

4. • If you COPY/PASTE into Data Validated Columns ("VIRTUAL ACCOUNT" and "ACTION TYPE"), please verify accuracy as incorrect data will result in request rejection
- If you need access to, or are unable to locate, the appropriate VIRTUAL ACCOUNT; please contact [USMCASSETMGR@CISCO.COM](mailto:USMCASSETMGR@CISCO.COM) [USMCHTOM@CISCO.COM](mailto:USMCHTOM@CISCO.COM) [USMC-GEMSS@FCNIT.COM](mailto:USMC-GEMSS@FCNIT.COM)
- "ADD" assigns equipment to your Virtual Account.
- "RE-ASSIGN" will move equipment to another Virtual Account.  
\* Note: Use TRANSFER IN accounts if sending outside current administrator responsibility.
- "DECOMMISSION" is when device that will not be utilized by USMC and will not to be supported by Cisco in the future.



## Version 23

Choose from the dropdown which VA the device(s) is currently in

## Hardware Request

Version 23

<b>Requestor Name:</b>	
<b>Requestor Email:</b>	
<b>Requestor Phone#:</b>	
<b>Requestor Command:</b>	

Serial Number	Instance Number	From: CLC VIRTUAL ACCOUNT	To: CLC VIRTUAL ACCOUNT	Action Type	Notes/Justification for Request
ABCDE12345	384765837				

**New USMC GEMSS VA**  
Please select the USMC Virtual Account to which the equipment needs to be associated.

Choose from the drop down the VA the device should be placed

Hardware Request					Version 23
Requestor Name:					
Requestor Email:					
Requestor Phone#:					
Requestor Command:					
Serial Number	Instance Number	From: CLC VIRTUAL ACCOUNT	To: CLC VIRTUAL ACCOUNT	Action Type	Notes/Justification for Request
ABCDE12345	384765837			ADD	Newly purchased switches to be added to GEMSS

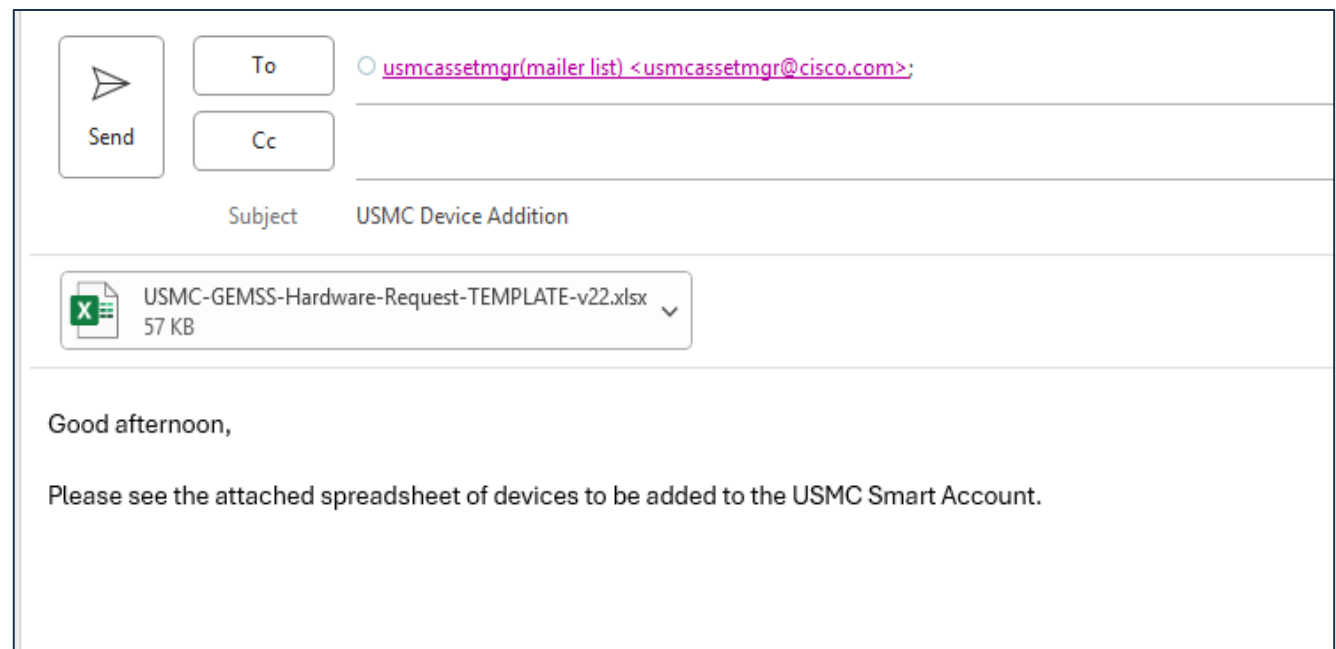
Choose from the dropdown  
which action is being done:  
Add, Reassign, or  
Decommission



As new orders are placed, and assigned to the correct smart account, they will populate in CLC. If serial numbers are not in CLC, you can email the USMC Asset Mgr mailer and request that they be added.

**Mailer:** [usmcassetmgr@cisco.com](mailto:usmcassetmgr@cisco.com)

To manually add devices, complete the required information in the Hardware Request Template spreadsheet.



The screenshot shows an email composition interface. On the left is a 'Send' button with a paper plane icon. To its right are 'To' and 'Cc' fields. The 'To' field contains a contact named 'usmcassetmgr(mailer list)' with the email address '<usmcassetmgr@cisco.com>'. Below these fields is the 'Subject' line, which reads 'USMC Device Addition'. Under the subject line is an attachment: a spreadsheet icon followed by the text 'USMC-GEMSS-Hardware-Request-TEMPLATE-v22.xlsx' and '57 KB'. At the bottom of the email body, the text reads: 'Good afternoon, Please see the attached spreadsheet of devices to be added to the USMC Smart Account.'

# New Virtual Account Request

**All new Virtual Accounts must be approved by HQMC.**

To view a listing of all Virtual Accounts, download the Hardware Request Template found here

<https://usmc-gemss.com/getting-started/>

If you don't find your virtual account, send a request to

[USMC-GEMSS@fcnit.com](mailto:USMC-GEMSS@fcnit.com)

for additional help.

# Cisco Licensing Center (CLC) Overview



**License Central** Beta

FCN GEMSS  
FCN, Inc.

**License Inventory**

**Overview**

**License usage**

Underusage	12
Full usage	14
Overusage	2

**License expirations**

Within 30 days	0
Within 31-60 days	0
Within 61-90 days	0

**Billing Type**

Prepaid	28
By usage	0
Hybrid	0

**New Licenses Deposited**

Within 30 days	4
Within 31-60 days	8
Within 61-90 days	0

**Total license type results**

28 license names

View by License name

License name	Available to Use	In use	Balance	Virtual Account	Architecture
ASAv30 Standard - 2G	0	5	-5	MCB Camp Pendleton	Security
C9200CX DNA Advantage - 12 Ports	5	0	5	MCB Camp Pendleton	Enterprise
C9300 24P DNA Advantage	1	1	0	MCB Camp Pendleton	Enterprise
C9300 24P Network Advantage	1	1	0	MCB Camp Pendleton	Enterprise
C9300 48P Network Advantage	123	17	106	MCB Camp Pendleton	Enterprise
C9300X Low-density DNA Advantage Fiber...	2	2	0	MCB Camp Pendleton	Enterprise
C9500 24Y4C DNA Advantage	2	2	0	MCB Camp Pendleton	Enterprise
C9500 48Y4C DNA Advantage	4	4	0	MCB Camp Pendleton	Enterprise
C9500 Network Advantage	6	6	0	MCB Camp Pendleton	Enterprise

Rows per page 10 1-10 of 28 1 2 3

Device view shows Virtual Account devices currently assigned

Smart Account USMC

Virtual Account MCB Camp Pendleton

Overview

Licensing connection status

Overdue	0
Not connected	1
Pending	16
Current	15
N/A	2092

Coverage status

Not covered	39
Covered	2064
Software only	21

Last date of support

Passed	34
Within 3 months	0
Within 12 months	11
Not passed	2090

Coverage end date

Within 30 days	0
Within 31-60 days	0
Within 61-90 days	0

Devices

Orders

Event Log

Total results

2124 devices

Ability to filter table results

Edit devices from XLSX

Device name	Device identifier	License name	Virtual Account	Coverage status	Contract number	Architecture	Sub-archite
> FGL2338L55I	S/N: FGL2338L55H		MCB Camp Pendleton	Covered	204250592	Wireless	Wireles...
> FCW2414M0Q4	S/N: FCW2414M0Q4		MCB Camp Pendleton	Covered	204250592	Wireless	Wireles...
> FCW2331M0BD	S/N: FCW2331M0BD		MCB Camp Pendleton	Covered	204250592	Wireless	Wireles...
> FCW2331M0BE	S/N: FCW2331M0BE		MCB Camp Pendleton	Covered	204250592	Wireless	Wireles...
PNDL-CSN-FW-MGMT	S/N: 9ADS05PT1R2 +2 more	ASAv30 Standard - ...	MCB Camp Pendleton	Software Only			
PNDL-CSN-FW-AMI	S/N: 9A41EMR2P... +2 more	ASAv30 Standard - ...	MCB Camp Pendleton	Software Only			
PNDL-CSN-FW-WRD	S/N: 9AHMF6LSL... +2 more	ASAv30 Standard - ...	MCB Camp Pendleton	Software Only			
PNDL-CSN-FW-EMCS	S/N: 9AHRM93Q3... +2 more	ASAv30 Standard - ...	MCB Camp Pendleton	Software Only			
JAE160501L0	S/N: JAE160501L0		MCB Camp Pendleton	Covered	204250592	Enterprise Routing	Enterp...

Click on individual device SNs to see Device 360 view

User navigation and results per page

Rows per page 10 1-10 of 2124 1 2 ... 213

Smart Account USMC

Virtual Account All selected

Overview

Licensing

Contracts & Subscriptions

Devices

Orders

Event Log

License Central Beta

All

Search

Ryan Kohn

FCN INC

← Back

Device name : FGL2338L55H

Open Technical Support Case

Overview

Service coverage

Warranty

Licensing

Advisories

Hardware

Product ID

AIR-AP1542I-B-K9

Product description

^802.11ac W2 Value Outdoor AP, Internal Ant, B Reg Dom.

Product group

FUNCYSYST

Product family

AIR1540

Architecture

Wireless

Sub-architecture

Wireless

Priority item

—

Item type

CHASSIS

Product type

—

Product sub-type

1540ACSER

Product Instance

Virtual Account

MCB Camp Pendleton

Serial number

FGL2338L55H

Instance number

5392550201

IP address

—

Instance status

Latest-INSTALLED

Quantity

1

Collection date

—

Software

Software type

—

Current OS version

—

Customer

Customer name

MCB CAMP PENDLETON

Customer site ID

1029766764

Customer address

M1101 BLDG 2262, M110019182G6CS, Camp Pendleton North, CA, 92055, US

End of Life

End of Life Bulletin Number

—

End of Sale

—

End of Support

—

End of Software Maintenance

—

Accurate Asset Information

Lifecycle

2021

2022

2023

2024

2025

2026

2027

End of Service Renewal - 1 year

End of Support - 2 years

Contract

Contract End Date - 10 months

Warranty

Warranty End - 4 years ago

©2025 Cisco Systems, Inc.

Terms & Conditions

Privacy Data Sheet

Privacy Statement

Cookie Policy

Trademarks

25



Smart Account USMC

Virtual Account All selected

Overview

Licensing

Contracts & Subscriptions

Devices

Orders

Event Log

← Back

Device name : FGL2338L55H

Open Technical Support Case

Overview

Service coverage

Warranty

Licensing

Advisories 0

Contract

Contract number	Subscription ID	Line status	Start date	End date
204250592	—	ACTIVE	Jun 21, 2021	Apr 23, 2026
Service type	Offer type	Admin/Reseller name	Admin/Reseller site ID	Termination date
SNT	CON-SNT-AIRAP154	—	—	Apr 22, 2027

Coverage Details

7 business processes

Business Process	Sub-Process	Service type
Major Software Updates	GRANTED	SNT
CCO Access	2	SNT
Maintenance Software Releases	GRANTED	SNT
Hardware Parts Replacement	BX5XNBD LOCAL HOURS	SNT
Software Center Access	GRANTED	SNT
Minor Software Updates	GRANTED	SNT
Remote Tech Support Access	FULL ACCESS 24X7	SNT

Smart Account USMC

Virtual Account All selected

Overview

Licensing

Contracts & Subscriptions

Devices

Orders

Event Log

← Back

Device name : FGL2338L55H

Open Technical Support Case

Overview

Service coverage

Warranty

Licensing

Advisories 0

Warranty

Warranty type	Warranty status	Ship date
WARR-1YR-LTD-HW	Expired	Sep 22, 2019

Warranty Details

3 business processes

Business process	Start date	End date	Status
HW AR 10BD Ship	Sep 22, 2019	Dec 22, 2020	Expired
Hardware Parts Replacement	Sep 22, 2019	Dec 22, 2020	Expired
SW Download	Sep 22, 2019	Dec 22, 2020	Expired



27

# CLC Device Reporting

**1. Select the devices tab.**

**2. Use the filter function to find the devices you want to run a report on.**

**3. Select All Devices on All Pages**

**4. Select the "Export selected" button.**

License Central Beta

Overdue 0  
Not connected 1  
Pending 16  
Current 15  
N/A 2092

Not covered 39  
Covered 2064  
Software only 21

Passed 34  
Within 3 months 0  
Within 12 months 11  
Not passed 2090

Within 30 days 0  
Within 31-60 days 0  
Within 61-90 days 0

Devices

Orders

Event Log

2124 devices


Filters


10 selected Select all 2124

Clear selected Export selected More actions

Device name	Product number	Product description	Device identifier	License name	Virtual Account	Last date of support
<input checked="" type="checkbox"/> > FGL2338L55H	AIR-AP1542I-B-K9	^802.11ac W2 Valu...	S/N: FGL2338L55H		MCB Camp Pendleton	Apr 29, 2027
<input checked="" type="checkbox"/> > FCW2414M0Q4	AIR-CT3504-K9	^Cisco 3504 Wirele...	S/N: FCW2414M0Q4		MCB Camp Pendleton	Jan 30, 2027
<input checked="" type="checkbox"/> > FCW2331M0BD	AIR-CT3504-K9++	^Cisco 3504 Wirele...	S/N: FCW2331M0BD		MCB Camp Pendleton	Jan 30, 2027
<input checked="" type="checkbox"/> > FCW2331M0BE	AIR-CT3504-K9++	^Cisco 3504 Wirele...	S/N: FCW2331M0BE		MCB Camp Pendleton	Jan 30, 2027
<input checked="" type="checkbox"/> PNDL-CSN-FW-MGMT	ASAv		S/N: 9ADS05PT1R2 +2 more	ASAv30 Standard - ...	MCB Camp Pendleton	-
<input checked="" type="checkbox"/> PNDL-CSN-FW-AMI	ASAv		S/N: 9A41EMR2P... +2 more	ASAv30 Standard - ...	MCB Camp Pendleton	-
<input checked="" type="checkbox"/> PNDL-CSN-FW-WRD	ASAv		S/N: 9AHMF6LSL... +2 more	ASAv30 Standard - ...	MCB Camp Pendleton	-
<input checked="" type="checkbox"/> PNDL-CSN-FW-PROD	ASAv		S/N: 9A7GARJ6FS3 +2 more	ASAv30 Standard - ...	MCB Camp Pendleton	-
<input checked="" type="checkbox"/> PNDL-CSN-FW-EMCS	ASAv		S/N: 9AHRM93Q3... +2 more	ASAv30 Standard - ...	MCB Camp Pendleton	-
<input checked="" type="checkbox"/> JAE160501L0	ASR1000-RP2=	^Cisco ASR1000...	S/N: JAE160501L0		MCB Camp Pendleton	Nov 29, 2027

### Export 2124 records

 Records with Virtual Account assignments in progress will be excluded from the export file.

 5 software-only devices are excluded. Tags will be available for software-only devices in a future release.

#### Export type

- ☒ Full export for selected device records  
☐ Include entire configuration
- ☐ Export to edit device records from a file

#### File type

- ☒ XLSX ☐ CSV

#### Download file

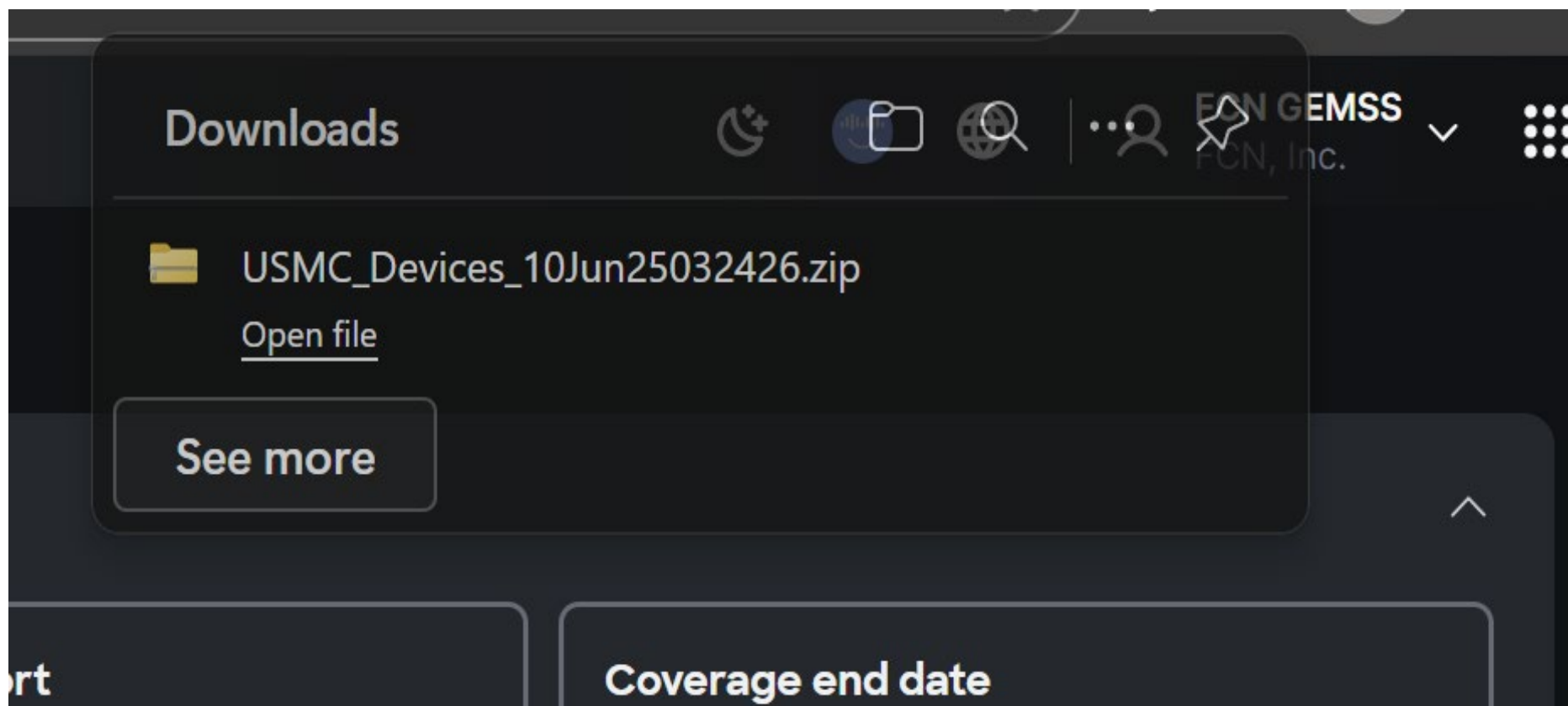
- ☒ Now

Cancel

Export

1. Select your File Type

2. Click Export



# CLC License Reporting

**License Inventory**

1. Select the devices tab.

2. Use the filter function to find the devices you want to run a report on.

3. Select All Devices on All Pages

4. Select the "Export selected" button.

Overview

License usage		License expirations		Billing Type		New Licenses Deposited	
Underusage	12	Within 30 days	0	Prepaid	28	Within 30 days	4
Full usage	14	Within 31-60 days	0	By usage	0	Within 31-60 days	8
Overusage	2	Within 61-90 days	0	Hybrid	0	Within 61-90 days	0

Smart Account USMC

Virtual Account MCB Camp Pendleton

Overview

Licensing

Contracts & Subscriptions

Devices

Orders

Event Log

All v Q Search 28 license names Filters

View by License name

10 selected Select all 28

Clear selected Export selected Edit Virtual Account assignment

License name	Available to Use	In use	Balance	Virtual Account	Architecture	Sub-Architecture	Licensing method
ASAv30 Standard - 2G	0	5	-5	MCB Camp Pendleton	Security	Network Security	Smart
C9200CX DNA Advantage - 12 Ports	5	0	5	MCB Camp Pendleton	Enterprise...	Ent. Switching ...	Smart
C9300 24P DNA Advantage	1	1	0	MCB Camp Pendleton	Enterprise...	Ent. Switching ...	Smart
C9300 24P Network Advantage	1	1	0	MCB Camp Pendleton	Enterprise...	Ent. Switching ...	Smart
C9300 48P DNA Advantage	58	17	41	MCB Camp Pendleton	Enterprise...	Ent. Switching ...	Smart
C9300 48P Network Advantage	123	17	106	MCB Camp Pendleton	Enterprise...	Ent. Switching ...	Smart
C9300X Low-density DNA Advantage Fiber...	2	2	0	MCB Camp Pendleton	Enterprise...	Ent. Switching ...	Smart
C9500 24Y4C DNA Advantage	2	2	0	MCB Camp Pendleton	Enterprise...	Ent. Switching ...	Smart



1. Select your File Type

2. Select any, all, or a combination of reports to run

3. Click Export

## Export 10 records

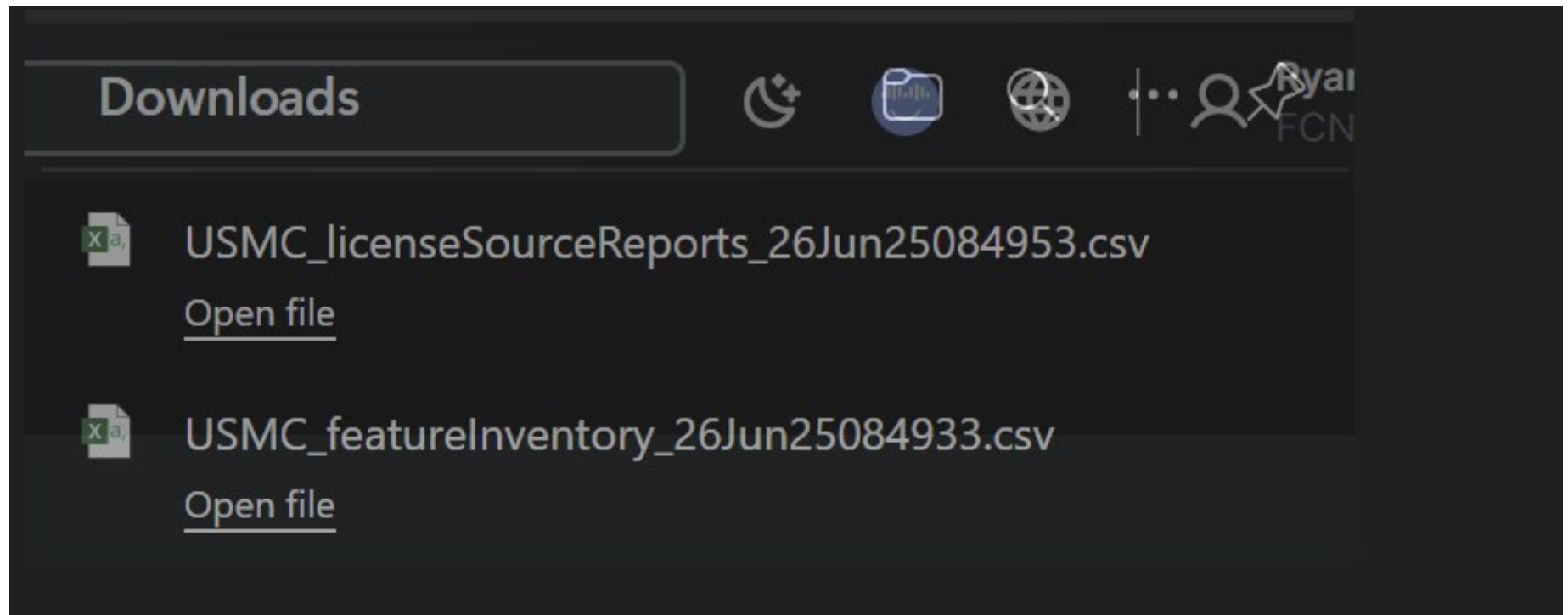
File Type

☒ CSV ☐ XLSX

Include

☒ Feature inventory ☐ Device usage ☐ License source report

Cancel Export



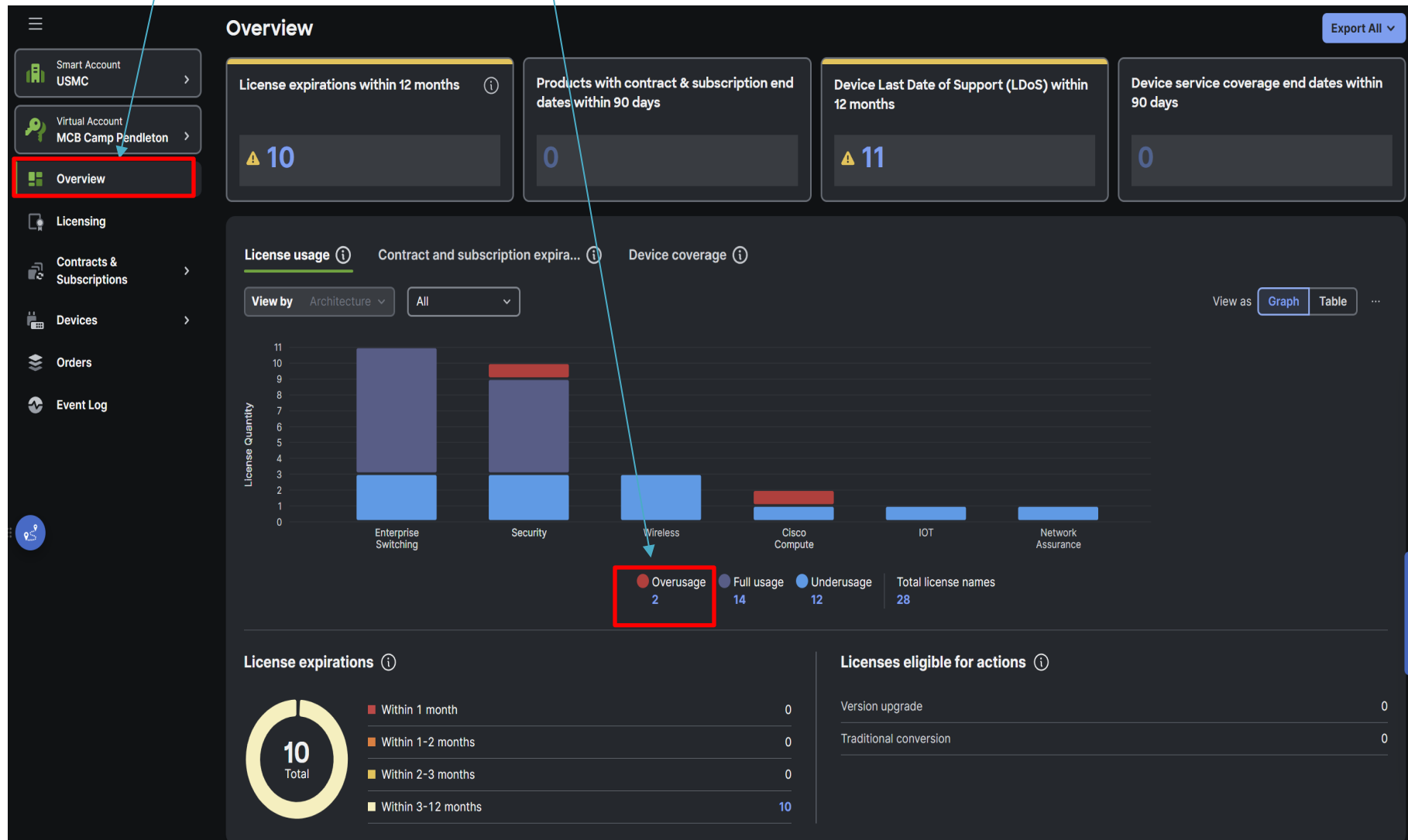
# CLC Licensing Overusage

User(s) must review and respond to their assigned Virtual Account alerts.

Additional support is available by contacting  
[USMCLicensing@external.cisco.com](mailto:USMCLicensing@external.cisco.com) or [USMC-GEMSS@fcnit.com](mailto:USMC-GEMSS@fcnit.com)

1. Select the  
Overview Tab

2. Click on the  
Overusage button



Identify which license types have a negative balance

Smart Account  
USMC

Virtual Account  
MCB Camp Pendleton

Overview

Licensing

Contracts & Subscriptions

Devices

Orders

Event Log

### License Inventory

Overview

License usage

Underusage	0
Full usage	0
Overusage	2

License expirations

Within 30 days	0
Within 31-60 days	0
Within 61-90 days	0

Billing Type

Prepaid	2
By usage	0
Hybrid	0

New Licenses Deposited

Within 30 days	0
Within 31-60 days	0
Within 61-90 days	0

All Search 2 license names Filters

View by License name

Usage: Overusage Reset filters

License name	Available to Use	In use	Balance	Virtual Account	Architecture	Sub-Architecture	Licensing method
ASA30 Standard - 2G	0	5	-5	MCB Camp Pendleton	Security	Network Security	Smart
Intersight IS PVA - ES	3	6 Reserved: 6	-3	MCB Camp Pendleton	Cisco Compute	Intersight	Smart

ⓘ The following recipient is outside your organization: 'usmclicensing@external.cisco.com'. ✕

➤ Send ▼ 🛡️ ▼ 🗑️ 📎

To

'usmclicensing@external.cisco.com' <usmclicensing@external.cisco.com> ✕

Bcc

Cc

License Overusage Draft saved at 9:42 AM

Good morning,

I've identified 2 license type in the MCB Camp Pendleton VA that are currently overused.

Can you please add the following licenses to the VA to correct the overusage:

5 - ASAv30 Standard - 2G  
3 - Intersight IS PVA - ES

v/r

LCpl Shmuckatelli

## GEMSS Contract # 204250592

### Quick Links

- GEMSS Website (Getting Started):  
<https://usmc-gemss.com/getting-started/>
- Cisco.com <https://cisco.com>
- Cisco Licensing Central: <https://software.cisco.com/clc>
- Software Central: <https://software.cisco.com>
- GEMSS Move, Add, Change, and Remove (MACR) document  
<https://usmc-gemss.com/getting-started/>

### Escalation Support:

- HTOM: [usmchtom@cisco.com](mailto:usmchtom@cisco.com)
- Licensing Support: [usmclicensing@external.cisco.com](mailto:usmclicensing@external.cisco.com)
- After Hours: [ggsghtom@epage.cisco.com](mailto:ggsghtom@epage.cisco.com)

### Questions / More Information / Process Guides:

- USMC GEMSS Website: <https://usmc-gemss.com>
- FCN Support Email: [USMC-GEMSS@fcnit.com](mailto:USMC-GEMSS@fcnit.com)

### Technical Assistance Center (TAC):

- USMC GEMSS Cisco Support: <https://usmc-gemss.com/program-support/>